

New Cabling Standards for the Buildings of Today and Tomorrow

Frank Straka
Panduit Corporation



2018 BICSI Fall Conference & Exhibition



Bicsi

Agenda

- Digital Building Trends
- New and Upcoming Standards
- What Does the Future Hold?



2018 BICSI Fall Conference & Exhibition



Bicsi

Digital Building Trends



2018 BICSI Fall Conference & Exhibition



Bicsi

We Live in a Connected World

Internet of Things (IoT)

- Connected Devices
 - **8.4** billion in 2017
 - **20.4** billion by 2020
- Connected business devices
 - LED lighting, HVAC, physical security, etc.
 - **1.5** billion in 2017
 - **4.38** billion 2020



Source: Gartner Feb 2017



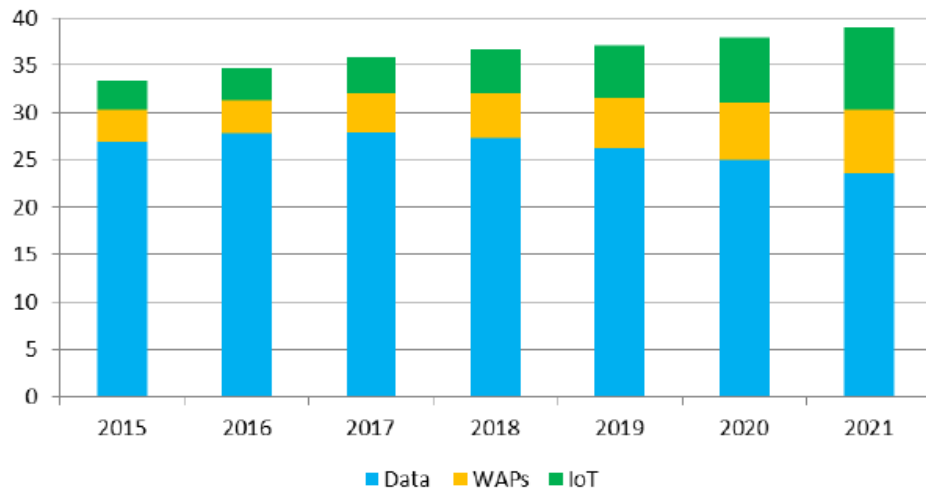
2018 BICSI Fall Conference & Exhibition



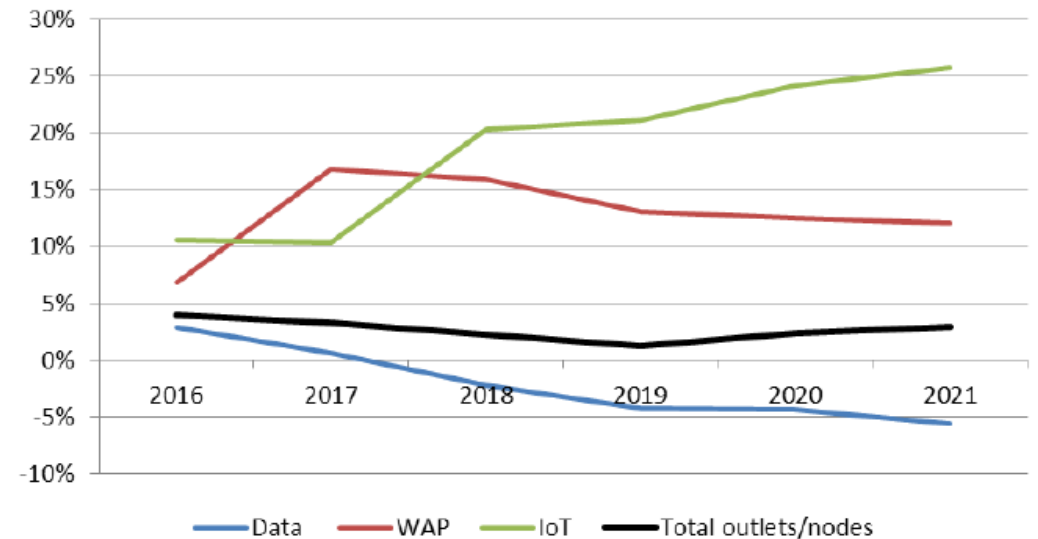
Bicsi

Where is the growth?

Outlets/nodes/links, Data, WAPs and IoT, US, million units, 2015 – 2021



Data, WAPs, IoT and total outlets/links, growth rates, US 2015 - 2021



Source: BSRIA study on Convergence Digitalisation of Buildings from 2017



What is driving digital buildings?



Utilities
\$3



Rent
\$30



Payroll
\$300
\$30

Typical Office Building
Cost per Sq Foot/Year

Potential Savings/Benefit
10% improvement



It's about the people...

Jones Lang LaSalle 3-30-300 Rule of Thumb




2018 BICSI Fall Conference & Exhibition



Bicsi

What *could* drive digital building adoption...


- Codes and standards recommending what digital buildings can do
 - Daylight harvesting
 - Auto-dimming of lights
 - Etc
- ASHRAE 90.1
 - Receptacle control
 - Energy Monitoring
 - Off via: Time of day, Occupancy Sensors, Controls
- NetZero
 - Energy used by building = energy created onsite
 - In last 6 years Verified NetZero buildings up 700%
- International Energy Conservation Code (IECC)
 - Similar to ASHRAE
 - Example: Auto off in 30 minutes of vacancy



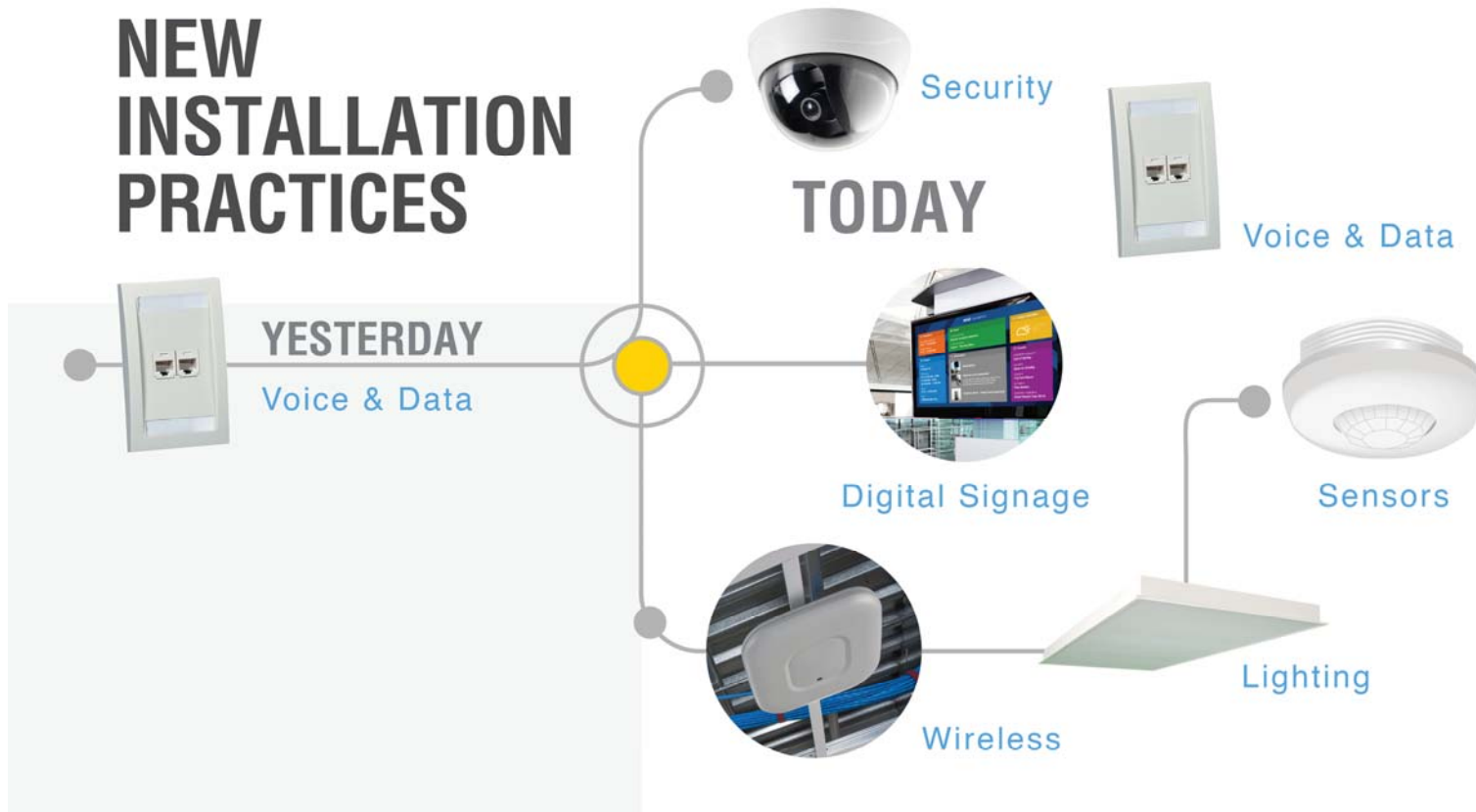
Example: Lighting in Health Care

Helps to Heal and Increase Revenue

- Lighting helps improve well being
 - Adjustable color temperature
 - Exceptional color quality
- Increase HCAHPS scores
- Innovative uses
 - Light the way to rooms
 - Flash lights when noise reach certain level



NEW INSTALLATION PRACTICES




2018 BICSI Fall Conference & Exhibition



Bicsi

IoT Implications for TR Rooms

- Lighting, security cameras, AV, sensors, etc.
- Opportunity for more connections in TR
- Density more of a concern
- Need cables with smaller diameters



Implications of New Installation Practices

- New installation locations
 - Ceilings
 - More plenum environments
- New cabling installation specifications
 - For example, are the cables and connectors visible?
 - Are there any new requirements?
 - Are there any new regulations?



SPECIFICATIONS



2018 BICSI Fall Conference & Exhibition



Bicsi

Digital Building Trends Summary

New digital building systems for businesses are growing

PEOPLE are driving adoption of digital building

New devices are driving new installation practices

New installation practices are driving new standards



2018 BICSI Fall Conference & Exhibition



Bicsi

New and Upcoming Standards



2018 BICSI Fall Conference & Exhibition



Bicsi

ANSI/TIA-568.2-D

Balanced Twisted-Pair Telecommunications Cabling and Components Standards

- Replaces ANSI/TIA-568-C.2
- Rolls in Category 8
- Recognizes 28 AWG patch cords
- Recognizes modular plug terminated links



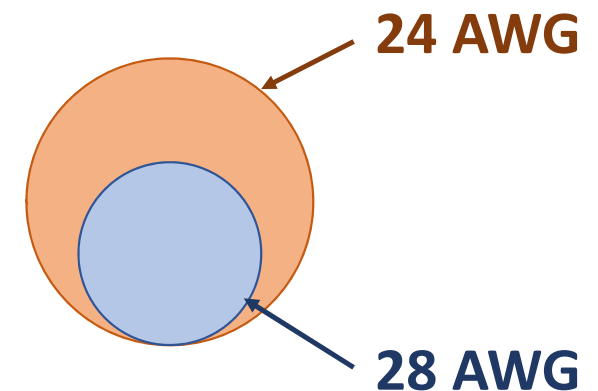
2018 BICSI Fall Conference & Exhibition



Bicsi

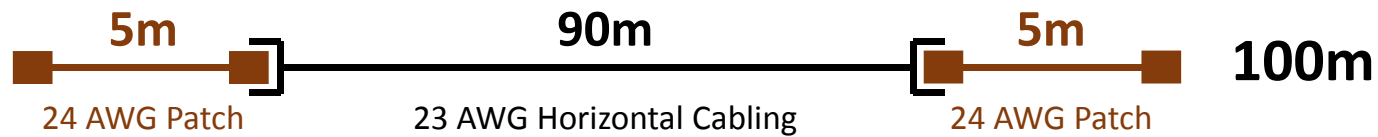
28 AWG Patch Cords Standardized

- ANSI/TIA-568.2-D now recognizes 28 AWG patch cords
 - Recommends maximum length of 15 meters
 - 1.95 de-rating (for reference, 1.2 for 24 AWG)
- 28 AWG only applies to patch cables
 - Horizontal cable still must be 22 to 24 AWG
- Working on TSB-184-A-1 addendum
 - Guidelines for Supporting Power Delivery Over Balanced Twisted-Pair Cabling
 - Adding 28 AWG
 - Bundle sizes and high density bundles
- ***Deploy 28 AWG patch with confidence***

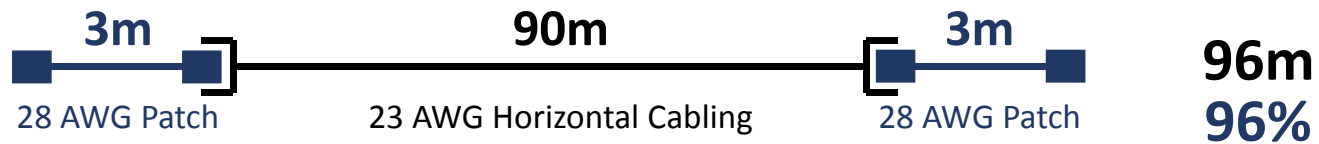


28 AWG Standards Overview

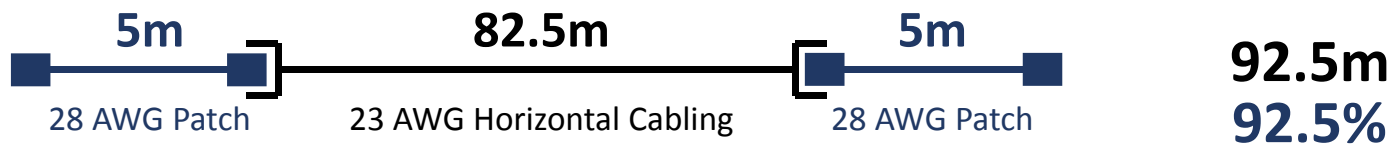
100 meter Channel (24 AWG Patch)



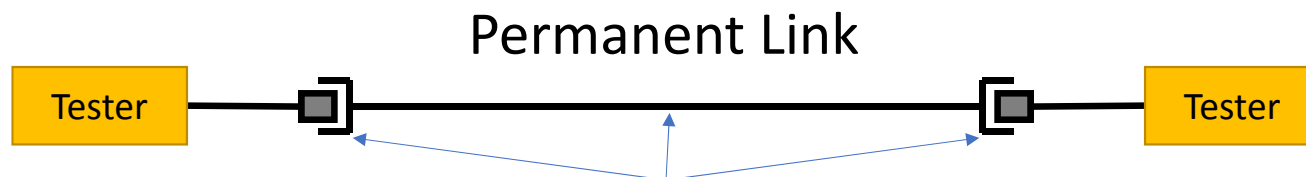
96 meter Channel (28 AWG Patch)



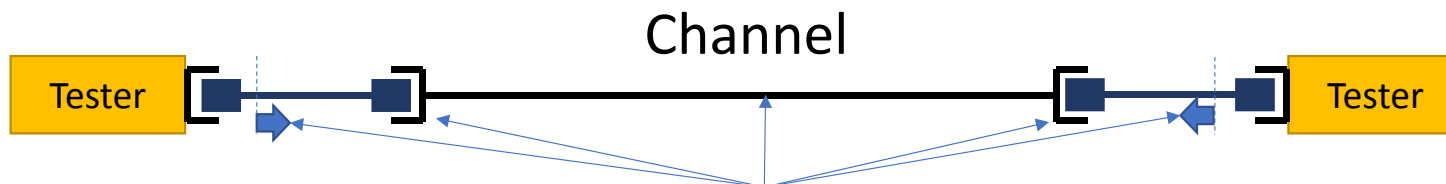
93 meter Channel (28 AWG Patch)



Traditional Methods to Test Links and Channels



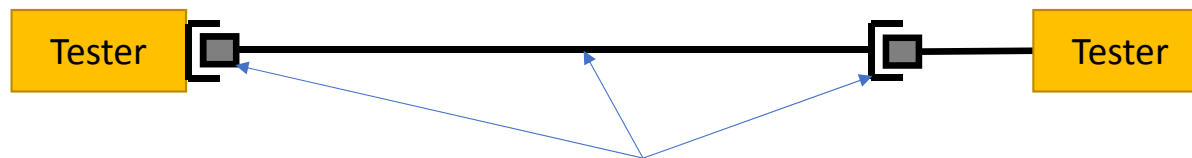
- Tester has plug for inserting into jack
- Tester tests both jacks & cable



- Tester has jack for inserting patch cords
- Tester ignores plug inserted into tester (only continuity)
- Tests performance of rest of channel



Modular Plug Terminated Links

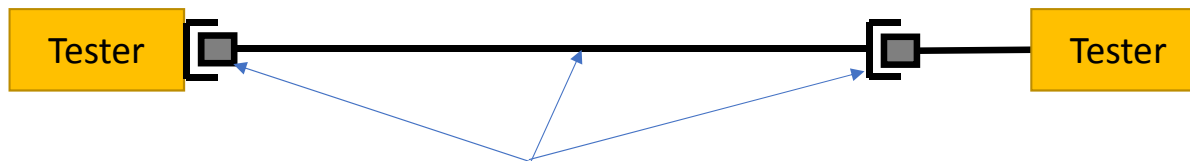


- Tester uses normal permanent link adapter (cord) to plug into one end
 - Tester uses patch cord adapter on other end (could be both)
 - Tests performance of ALL components plug, cable, and jack
- Modular Plug Terminated Links = Permanent Link
 - Same test limits
 - Instead of jack to jack, now jack to plug
 - Available on some field testers (called MPTL)
 - Ensures plug meets correct *performance* requirements
 - Important for wireless access points, cameras, other higher speed devices



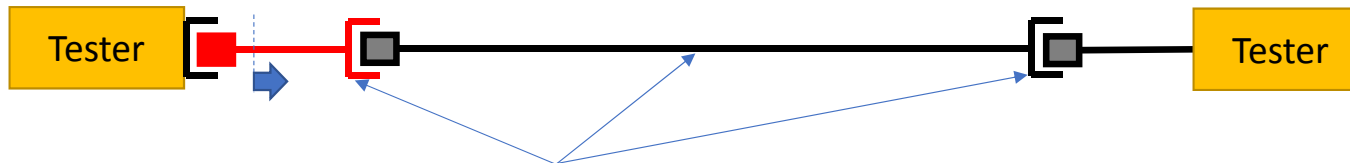
Testing in Practice

Standard Recommended



- Tester uses **special patch cord** adapter on one end, **standard permanent link** on the other
- Select the appropriate MPTL limit

Alternate Method

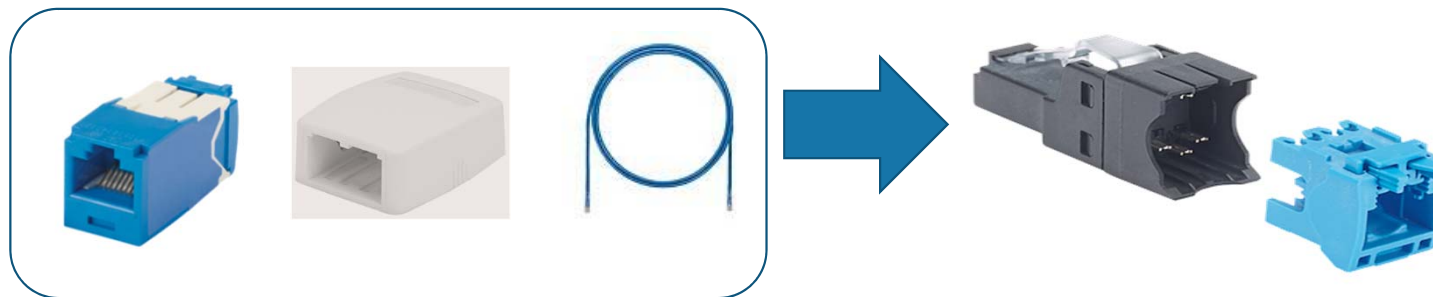


- Tester uses **standard channel** adapter on one end, **standard permanent link** on the other
- Use **vendor provided jack to plug adapter**
- Select the appropriate **permanent link limit**, and ignore any warnings



Why MPTL?

- Cleaner look in open ceilings
- Replaces additional components
- Ensures safety compliance
 - Plenum patch cords vs plenum cable you have
 - UL 2043 rated plugs



2.5 and 5GBASE-T (NBASE-T)



- Use existing Cat 5e/Cat 6 cables
 - Brownfields, WAP focus
- TIA TSB-5021 on using cables
 - Key is RISK, particularly alien
- **Recommendation = Cat 6A for new**



Bundled Distance	Category	Victim Length		
		1m – 20m	20m – 75m	75m – 100m
Bundled distance up to 20m	5e	Negligible	Negligible	Low
	6	Negligible	Negligible	Low
	6A	None	None	None
Bundled distance 20m – 75m	5e		Medium Low	Medium High
	6		Low	Medium
	6A		None	None
Bundled distance 75m – 100m	5e			High
	6			Medium High
	6A			None



PoE Standards

- IEEE P802.3bt Task Force
 - Overall standard governing equipment and cabling
- TIA TSB-184-A
 - Technical Service Bulletin on “Guidelines for Supporting Power Delivery Over Balanced Twisted-Pair Cabling”
-  • TIA TSB-184-A-1
 - Addendum PoE Impact to 28 AWG patch cords
- ISO/IEC TR-29125 and CENELEC TR 50174-99-1
 - International cabling guidelines for PoE++
-  • ANSI/TIA-568.2-D
 - Familiar standard covering cabling performance
- IEC 60512-99-002
 - Standard for connectivity with engaging / disengaging PoE



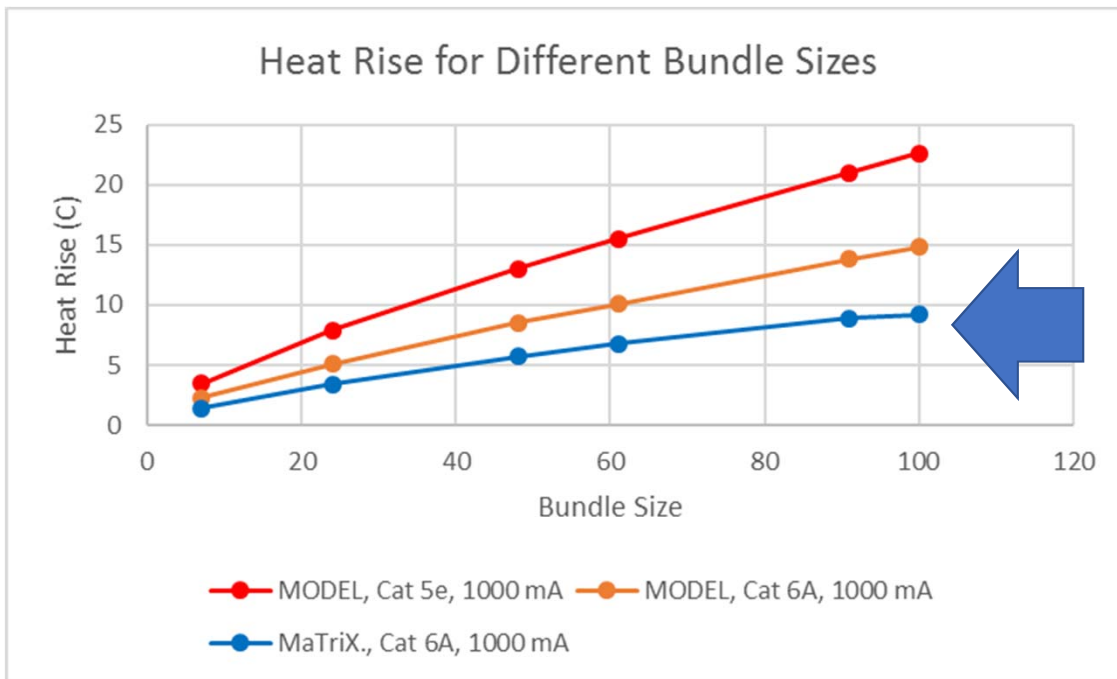
PoE Performance Summary

Type	Standards	Maximum Current	Number of Energized Pairs	Power at Source	Power at Device	Maximum Data Rate	Standard Ratified
PoE	IEEE 802.3af (802.3at Type 1)	350 mA	2	15.4 W	13 W	1000BASE-T	2003
PoE+	IEEE 802.3at Type 2	600 mA	2	30 W	25.5 W	1000BASE-T	2009
PoE++ (4PPoE)	Proposed IEEE 802.3bt Type 3 Proposed IEEE 802.3bt Type 4	600 mA 960 mA	4	60 W 99 W	51 W 71 W	10GBASE-T	Expected 4Q2018
No IEEE standard	Cisco UPOE HDBaseT (www.hdbaset.org)	600 mA 1000 mA	4	60 W 100 W	51 W 100 W	Varies	Exists today – no official ratification


- Current increase by 1.5X
- Power going from 2 pairs to 4 pairs
- Approximately 3X increase in power



Temperature Rise Per Bundle Size



Model data from TSB-184-A




2018 BICSI Fall Conference & Exhibition



Bicsi

Impact of 2017 National Electric Code

- Recognizes new UL listing for Limited Power (LP) cables
 - LP not required
 - Need at least a 0.5A rating
 - Example: TYPE CMP-LP (0.5A) (UL) 23 AWG 90°C
- LP simplifies installation and inspection
 - With no LP, refer to ampacity table



Type	Standards	Maximum Current	Number of Energized Pairs	Power at Source	Power at Device
PoE	IEEE 802.3af (802.3at Type 1)	350 mA	2	15.4 W	13 W
PoE+	IEEE 802.3at Type 2	600 mA	2	30 W	25.5 W
PoE++ (4PPoE)	Proposed IEEE 802.3bt Type 3	600 mA	4	60 W	51 W
PoE++ (4PPoE)	Proposed IEEE 802.3bt Type 4	960 mA	4	90 W	71.3 W

NEC® 2017 not a concern



NEC® 2017 imposes new requirements



Ampacity Table

AWG	Number of 4-Pair Cables in a Bundle																				
	1			2-7			8-19			20-37			38-61			62-91			92-192		
	Temp Rating			Temp Rating			Temp Rating			Temp Rating			Temp Rating			Temp Rating					
	60°C	75°C	90°C	60°C	75°C	90°C	60°C	75°C	90°C	60°C	75°C	90°C	60°C	75°C	90°C	60°C	75°C	90°C	60°C	75°C	90°C
26	1.0	1.0	1.0	1.0	1.0	1.0	0.7	0.8	1.0	0.5	0.6	0.7	0.4	0.5	0.6	0.4	0.5	0.6	NA	NA	NA
24	2.0	2.0	2.0	1.0	1.4	1.6	0.8	1.0	1.1	0.6	0.7	0.9	0.5	0.6	0.7	0.4	0.5	0.6	0.3	0.4	0.5
23	2.5	2.5	2.5	1.2	1.5	1.7	0.8	1.1	1.2	0.6	0.8	0.9	0.5	0.7	0.8	0.5	0.7	0.8	0.4	0.5	0.6
22	3.0	3.0	3.0	1.4	1.8	2.1	1.0	1.2	1.4	0.7	0.9	1.1	0.6	0.8	0.9	0.6	0.7	0.8	0.5	0.6	0.7

Note 1: For bundle sizes over 192 cables, or for conductor sizes smaller than 26 AWG, ampacities shall be permitted to be determined by qualified personnel under engineering supervision.

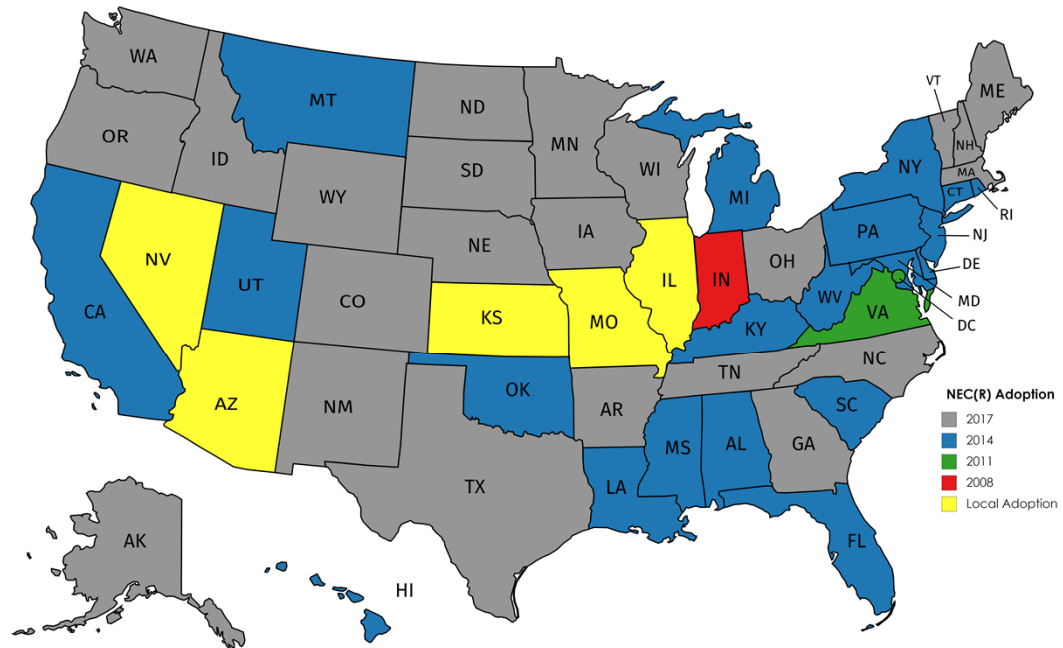
Note 2: Where only half of the conductors in each cable are carrying current, the values in the table shall be permitted to be increased by a factor of 1.4.

- Cat 5e (24 AWG, 60C): Maximum bundle size of 61
- Cat 6A (23 AWG, 75C): Maximum bundle size of 192



When will the 2017 NEC® Apply to Me?

- Depends on state
- 2017 adoption is up
- Often a lag between code adoption and local awareness
- Code can be interpreted differently at a local level



Created with mapchart.net ©

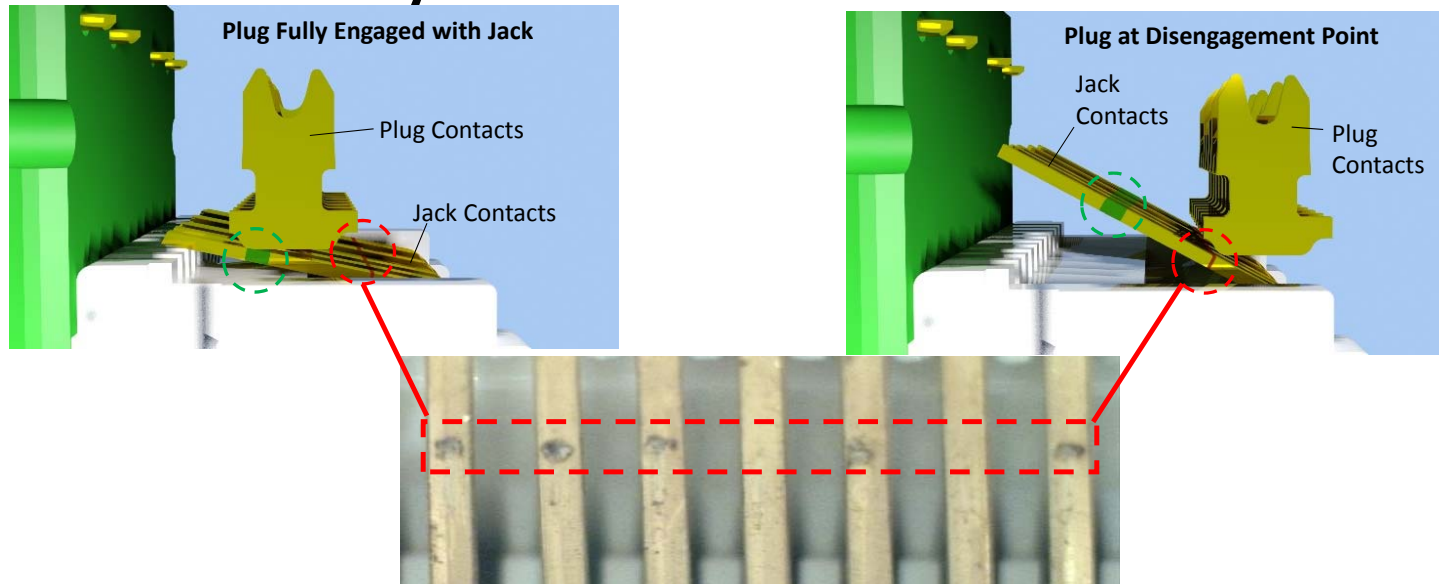


2018 BICSI Fall Conference & Exhibition



BicSI

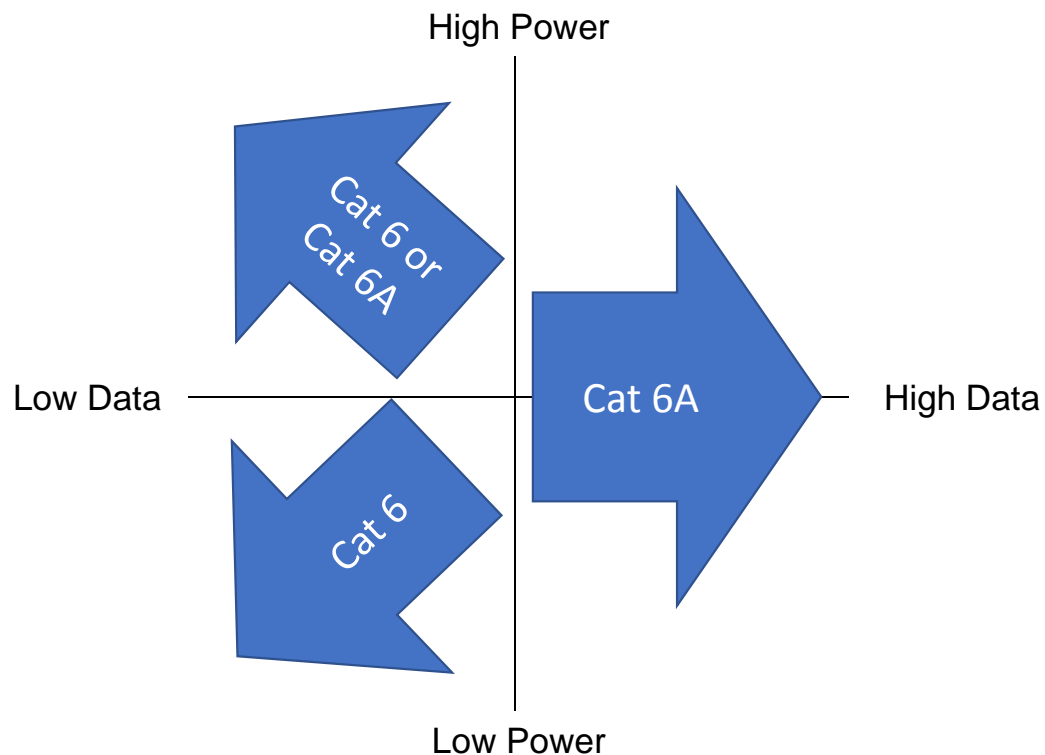
Connectivity and Next Generation PoE



- Arcing (spark) occurs when plug is removed
 - Does not occur when plug is inserted
- Carbon buildup may prevent data transmission
- Jack must be designed for (meet IEC 60512-99-001 for 2 A)



What Cable Should I Install?



- Category 6A provides performance
 - Best thermals
 - Speed up to 10GBASE-T
- Category 6
 - 100% sure you will not need the speed
 - Speed up to 5GBASE-T with NBASE-T
 - Recommend 23 AWG Cat 6
 - Consider LP rated

We always overestimate the change that will occur in the next two years and underestimate the change that will occur in the next ten. – Bill Gates



New Standards Summary

New ANSI/TIA-568.2-D standard

28 AWG patch cords are standards compliant

Modular plug terminated links are standards compliant

New PoE standards & cable choice (23 AWG, Cat 6 vs Cat 6A)



2018 BICSI Fall Conference & Exhibition



Bicsi

The Future



2018 BICSI Fall Conference & Exhibition



Bicsi

Building Systems

- Panduit World Headquarters
- 600,000 feet of 4-pair
- 500,000 feet of 2-wire
 - HVAC
 - Lighting control
 - Access control
 - Etc



Putting everything on the network

- Lighting example
 - Shades raise and lower depending on sun brightness and location
 - Lights dim and brighten depending on how bright it is internally
- System to run it
 - Sensors monitoring sun brightness and location
 - Sensors monitoring internal brightness
 - Lighting controls
 - Shade controls
 - 4 unique controls & sensors
 - Integration challenges



Single Pair Ethernet

- **It is happening NOW in industrial and automotive**
- 802.3bp 1000BASE-T1: 1 Gbps from 15 to 40 m (published)
 - 15m: Automotive (link segment type A)
 - 40m: Industrial (link segment type B)
- 802.3bw 100BASE-T1: 100 Mbps up to 15 m (published)
 - Automotive and Industrial
- 802.3cg 10BASE-T1: 10 Mbps up to 1 km (published)
- 802.3bu PoDL: Power over Data Lines, up to 50W (published)
- ANSI/TIA-568.5: Single Balanced Twisted-Pair Telecommunications Cabling and Components Standard (draft)
- ANSI/TIA-568.0-D.2 (generic cabling, initial stages)
- ANSI/TIA-862-B.2 (single pair addendum to Intelligent Building Systems initial stages)



ANSI/TIA-568.5: Single Balanced Twisted-Pair Telecommunications Cabling and Components Standard

- Work done in 42.7 group
- Early stages of development
- Expecting publication within 1 to 2 years
- Channels from 15 to 1000 meters
- Generic standard for single pair cabling




2018 BICSI Fall Conference & Exhibition



Bicsi

Single Pair Connector

- Targets:
 - Easy to install
 - Field terminable
 - Higher density (96 in 1RU)
 - Handle data & power
- LC Connector Design
 - PROVEN latch & connector
 - Modifications for copper
 - IEC 63171-1
 - Up to 600 MHz



The Future

Everything is going on the network

Single pair is a new standard

Single pair is coming into the Enterprise (from Industrial and auto)

ANSI/TIA-568.5 and LC-style copper



2018 BICSI Fall Conference & Exhibition



Bicsi